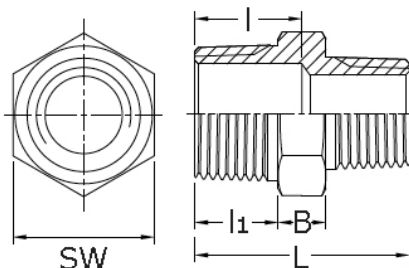


red. nipple, 150 lbs (PN 10)

[short name: NPT.RN\\*](#)


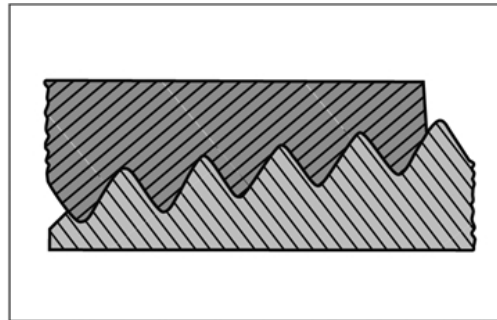

## technical product sheet

NPT	NPT2	I1	B	L	I	SW	SF
1/4"	1/8"						6-kant
3/8"	1/4"	12,70	7,0	32,0	16,0	18,6	6-kant
1/2"	1/4"	14,00	6,0	30,0	16,0	22,0	6-kant
1/2"	1/4"	16,00	5,0	29,0	13,0	22,0	6-kant
1/2"	3/8"	14,22	7,0	36,0	18,0	23,0	6-kant
3/4"	1/4"	15,75	7,0	35,0	17,5	28,5	6-kant
3/4"	3/8"	15,75	7,0	36,0	18,0	28,5	6-kant
3/4"	1/2"	15,00	6,0	35,0	18,0	28,0	6-kant
1"	1/4"	19,05	9,0	41,0	20,5	35,4	6-kant
1"	3/8"	19,05	9,0	42,0	21,0	35,4	6-kant
1"	1/2"	19,05	9,0	45,0	22,5	35,4	6-kant
1"	1/2"	20,00	6,0	37,0	17,0	35,0	6-kant
1"	3/4"	17,00	6,0	37,0	20,0	35,0	6-kant
1"	3/4"	17,00	6,0	38,0	20,0	34,0	8-kant
1 1/4"	1/4"	20,57	10,0	42,0	21,0	45,0	6-kant
1 1/4"	3/8"	20,57	10,0	43,0	21,5	45,0	6-kant
1 1/4"	1/2"	20,57	10,0	46,0	23,0	45,0	6-kant
1 1/4"	3/4"	20,57	10,0	46,0	23,0	45,0	6-kant
1 1/4"	1"	21,00	8,0	48,0	25,0	43,0	8-kant
1 1/2"	1/4"	22,35	10,5	42,0	21,0	51,0	6-kant
1 1/2"	3/8"	22,35	10,5	43,0	21,5	51,0	6-kant
1 1/2"	1/2"	22,35	10,5	46,0	23,0	51,0	6-kant
1 1/2"	3/4"	22,35	10,5	46,0	23,0	51,0	6-kant
1 1/2"	1"	22,35	10,5	50,0	25,0	51,0	6-kant
1 1/2"	1 1/4"	22,35	10,5	50,0	25,0	51,0	6-kant
2"	3/8"	22,35	11,0	45,0	22,5	61,5	6-kant
2"	1/2"	22,35	11,0	48,0	24,0	61,5	6-kant
2"	3/4"	22,35	11,0	48,0	24,0	61,5	6-kant
2"	1"	22,35	11,0	52,0	26,0	61,5	6-kant
2"	1 1/4"	22,35	11,0	52,0	26,0	61,5	6-kant
2"	1 1/2"	22,35	11,0	52,0	26,0	61,5	6-kant
2 1/2"	3/4"	26,42	13,0	53,0	26,5	78,5	8-kant
2 1/2"	1"	26,42	13,0	56,0	28,0	78,5	8-kant
2 1/2"	1 1/4"	26,42	13,0	51,0	28,0	78,5	8-kant
2 1/2"	1 1/2"	26,42	13,0	56,0	28,0	78,5	8-kant
2 1/2"	2"	26,42	13,0	58,0	29,0	78,5	8-kant
3"	1 1/2"	28,45	15,0	61,0	30,5	92,0	8-kant

NPT	NPT2	I1	B	L	I	SW	SF
3"	2"	28,45	15,0	62,0	31,0	92,0	8-kant
3"	2 1/2"	28,45	15,0	65,0	32,5	92,0	8-kant
4"	2"	31,75	15,0	64,0	32,0	118,0	8-kant
4"	2 1/2"	31,75	15,0	66,0	33,0	118,0	8-kant
4"	3"	31,75	15,0	69,0	34,5	118,0	8-kant

available material: V4A

Threaded fittings > fittings > PN 10 (ECO-Line) > ...with NPT-thread > reducers > M x M



### NPT pipe thread ANSI/ASME B1.20.1

The NPT thread (National Pipe Thread) according to ANSI/ASME B1.20.1 is a USA thread standard for self-sealing connections.

A seal is achieved because the inner as well as the outer threads are arranged in a taper (conic).

A sealing material (for example hemp or Teflon tape) is used when screwing together.

NPT	ØOuter	ØCore hole	Threads per inch	Thrds. per inch
1/8"	10,242	8,25	27	0,941
1/4"	13,616	10,70	18	1,411
3/8"	17,055	14,10	18	1,411
1/2"	21,223	17,40	14	1,814
3/4"	26,568	22,60	14	1,814
1"	33,228	28,50	11,5	2,209
1 1/4"	41,985	37,00	11,5	2,209
1 1/2"	48,054	43,50	11,5	2,209
2"	60,092	55,00	11,5	2,209
2 1/2"	72,699	65,50	8,0	3,175
3"	88,608	81,50	8,0	3,175
3 1/2"	101,316	94,30	8,0	3,175
4"	113,973	107,00	8,0	3,175

In Europe, the Whitworth and BSP pipe threads are more common than the NPT pipe threads.

Due to the different number of threads per inch and minor differences in the diameters, the BSP and NPT threads cannot be screwed together completely.

This can be noticed when the thread cannot or can only be screwed in a few turns.

