welding neck flange PN 16

short name: FL.D16*

with groove

EN 1092-1 Type 11/D

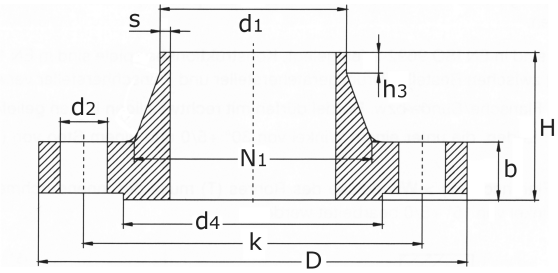

technical product sheet

DN	d1	D	k	d2	M	b	H	h3	N1	d4	s	kg	Art.-Nr.
50	60,3	165	125	18	4 x M16	18	45	8	74	102	2,9	2,678	FL-060-D16
65	76,1	185	145	18	8 x M16	18	45	10	92	122	2,9	6,360	FL-076-D16
80	88,9	200	160	18	8 x M16	20	50	10	105	138	3,2	3,874	FL-088-D16
100	114,3	220	180	18	8 x M16	20	52	12	131	158	3,6	4,800	FL-114-D16
125	139,7	250	210	18	8 x M16	22	55	12	156	188	4,0	6,304	FL-139-D16
150	168,3	285	240	22	8 x M20	22	55	12	184	212	4,5	7,900	FL-168-D16
200	219,1	340	295	22	12x M20	24	62	16	235	268	6,3	11,500	FL-219-D16
250	273,0	405	355	26	12x M24	26	70	16	292	320	6,3	16,700	FL-273-D16
300	323,9	460	410	26	12x M24	28	78	16	344	378	8,0	21,303	FL-323-D16
350	355,6	520	470	26	16x M24	30	82	16	390	438	8,0	0,000	FL-355-D16
400	406,4	580	525	30	16x M27	32	85	16	445	490	8,0	39,300	FL-406-D16
500	508,0	715	650	33	20x M30	36	84	16	548	610	8,0	0,000	FL-508-D16

available material: 1.4571

Flanges › welding neck flanges › more sealing surfaces › groove and tongue › EN 1092-1 › PN 16 › with groove

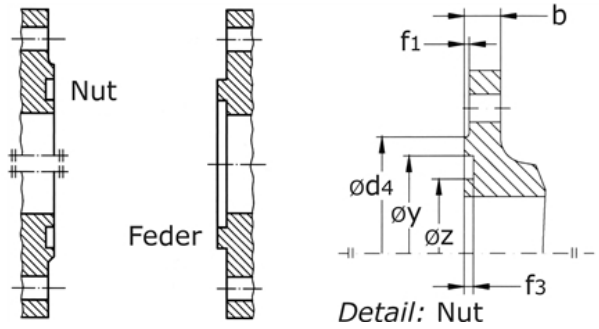

Welding neck flange PN 16 EN 1092-1 Type 11
(Dimensions DN < 50 see PN 40)

Seal surface with groove
(Shape D)

Table of dimensions

DN	f3	Øy	Øz	f1
50	4,0	88	72	3,0
65	4,0	110	94	3,0
80	4,0	121	105	3,0
100	4,5	150	128	3,0
125	4,5	176	154	3,0
150	4,5	204	182	3,0
200	4,5	260	238	3,0
250	4,5	313	291	3,0
300	4,5	364	342	4,0
350	5,0	422	394	4,0
400	5,0	474	446	4,0
450	5,0	524	496	4,0
500	5,0	576	548	4,0
600	5,0	676	648	5,0
700	5,0	778	750	5,0
800	5,0	883	855	5,0
900	5,0	988	960	5,0
1000	6,0	1094	1060	5,0
1200	6,0	1294	1260	5,0
1400	6,0	1494	1460	5,0
1600	6,0	1694	1660	5,0
1800	6,0	1894	1860	5,0
2000	6,0	2094	2060	5,0

Dimensions in mm

Comparison of dimensions DIN 2512 and EN 1092-1

The overall dimensions of the tongues and grooves according to DIN EN 1092-1 are designed lower or higher than according to DIN 2512 (Form N or Form F), issued 1975.