

blind flange PN 16 with groove

short name: BF.N16*

DIN 2527/ 2512



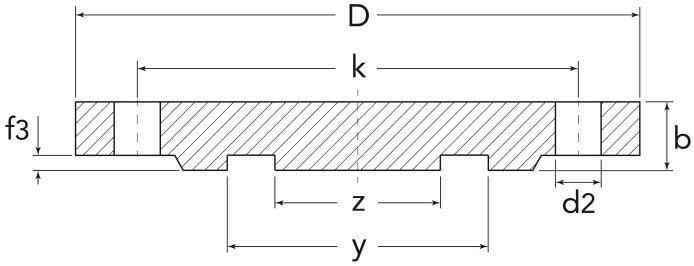

technical product sheet

DN	D	b	k	d2	M	y	z	f3	kg	Art.-Nr.
10	90	14	60	14	4 x M12	35	23	2,5	0,000	BF-010-N00
15	95	14	65	14	4 x M12	40	28	2,5	0,000	BF-015-N00
20	105	16	75	14	4 x M12	51	35	2,5	0,936	BF-020-N00
25	115	16	85	14	4 x M12	58	42	2,5	1,255	BF-025-N00
32	140	16	100	18	4 x M16	66	50	2,5	0,000	BF-032-N00
40	150	16	110	18	4 x M16	76	60	2,5	1,842	BF-040-N00
50	165	18	125	18	4 x M16	88	72	2,5	2,900	BF-050-N00
65	185	18	145	18	4 x M16	110	94	2,5	0,000	BF-065-N00
80	200	20	160	18	8 x M16	121	105	2,5	0,000	BF-080-N00
100	220	20	180	18	8 x M16	150	128	3,0	5,675	BF-100-N00
125	250	22	210	18	8 x M16	176	154	3,0	0,000	BF-125-N00
150	285	22	240	22	8 x M20	204	182	3,0	10,400	BF-150-N00
200	340	24	295	22	12x M20	260	238	3,0	0,000	BF-200-N00

available material: ask

Flanges › blind flanges › DIN / EN › more sealing surfaces › groove and tongue › DIN 2512 › PN 16 › with groove

Blind flange PN 16 DIN 2527

Groove according to 2512 shape N
Tolerance +0,5/0 mm

Comparison of dimensions DIN 2512 and EN 1092-1
The overall dimensions of the tongues and grooves according to DIN EN 1092-1 are designed lower or higher than according to DIN 2512 (Form N or Form F), issued 1975.