T-piece, welded EN 10253-4/A

short name: TR.*



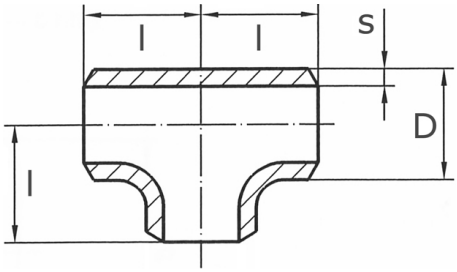

technical product sheet

D	s	L	l	kg	Art.-Nr.
13,5	1,6	36	18	0,024	TR-013-016
17,2	1,6	40	20	0,049	TR-017-016
20,0	2,0	40	20	0,058	TR-020-020
20,0	2,0	50	25	0,077	TR-020-020
21,3	2,0	50	25	0,080	TR-021-020
25,0	2,0	48	24	0,090	TR-025-020
26,9	2,0	58	29	0,132	TR-026-020
26,9	2,6	58	29	0,151	TR-026-026
28,0	1,5	64	32	0,100	TR-028-015
30,0	2,0	60	30	0,139	TR-030-020
33,7	2,0	76	38	0,220	TR-033-020
33,7	2,6	76	38	0,270	TR-033-026
35,0	2,0	80	40	0,199	TR-035-020
38,0	2,0	86	43	0,240	TR-038-020
42,4	2,0	96	48	0,364	TR-042-020
42,4	2,6	96	48	0,440	TR-042-026
44,5	2,0	80	40	0,248	TR-044-020
44,5	2,0	100	50	0,340	TR-044-020
48,3	2,0	114	57	0,568	TR-048-020
48,3	2,6	114	57	0,635	TR-048-026
54,0	2,0	100	50	0,376	TR-054-020
60,3	2,0	128	64	0,690	TR-060-020
60,3	2,6	128	64	0,842	TR-060-026
60,3	2,9	128	64	0,827	TR-060-029
69,0	2,0	152	76	0,780	TR-069-020
70,0	2,0	140	70	0,680	TR-070-020
76,1	2,0	152	76	0,940	TR-076-020
76,1	2,3	152	76	1,066	TR-076-023
76,1	2,6	152	76	1,300	TR-076-026
76,1	2,9	152	76	1,420	TR-076-029
76,1	3,2	152	76	1,440	TR-076-032
84,0	2,0	160	80	0,938	TR-084-020
84,0	2,0	172	86	1,180	TR-084-020
88,9	2,0	172	86	1,260	TR-088-020
88,9	2,3	172	86	1,600	TR-088-023
88,9	2,5	172	86	1,429	TR-088-025
88,9	2,6	172	86	1,680	TR-088-026

D	s	L	l	kg	Art.-Nr.
88,9	2,9	172	86	1,480	TR-088-029
88,9	3,0	172	86	1,639	TR-088-030
104,0	2,0	196	98	1,521	TR-104-020
104,0	2,0	200	100	1,360	TR-104-020
108,0	3,0	200	100	2,420	TR-108-030
114,3	2,0	210	105	2,080	TR-114-020
114,3	2,6	210	105	2,580	TR-114-026
114,3	3,0	210	105	3,300	TR-114-030
129,0	2,0	230	115	2,290	TR-129-020
139,7	2,6	248	124	4,034	TR-139-026
139,7	3,0	248	124	4,500	TR-139-030
139,7	4,0	248	124	4,350	TR-139-040
156,0	3,0	270	135	4,863	TR-156-030
168,3	2,6	286	143	4,640	TR-168-026
168,3	3,0	286	143	5,900	TR-168-030
168,3	4,5	286	143	7,900	TR-168-045
206,0	3,0	340	178	6,539	TR-206-030
219,1	3,0	356	178	9,500	TR-219-030
219,1	4,0	356	178	11,400	TR-219-040
256,0	3,0	432	216	11,860	TR-256-030
273,0	3,0	432	216	14,282	TR-273-030
306,0	3,0	508	254	18,860	TR-306-030
323,9	3,0	508	254	19,000	TR-323-030
323,9	4,0	508	254	19,000	TR-323-040

available material: 1.4541, 1.4571, 304L, 316L

Butt welding fittings › T- X- Y- pieces › welded › DIN EN 10253-4



T-piece with identical branch

EN 10253-4 (old DIN 2615-W)

Version
Type A (identical wall thickness on the welded end and shaped piece body)
W (welded) - made of welded pipes acc. to EN 10217-7
cold reshaped (pressed or drawn)
solution annealed
pickled surface
Material: 1.4307/304L - 1.4541 - 1.4571 - 1.4404/316L
Certificate acc. to EN 10204/3.1

Design pressure

Dimensions (D)	Thickness (s)	Design pressure
17,2 mm	1,6 mm	62 bar
21,3 mm	2,0 mm	64 bar
26,9 mm	2,0 mm	55 bar
33,7 mm	2,0 mm	40 bar
42,4 mm	2,0 mm	37 bar
48,3 mm	2,0 mm	29 bar
60,3 mm	2,0 mm	21 bar
76,1 mm	2,0 mm	19 bar
88,9 mm	2,0 mm	17 bar
114,3 mm	2,0 mm	12 bar
114,3 mm	2,6 mm	18 bar
114,3 mm	2,9 mm	27 bar
139,7 mm	2,6 mm	14 bar
168,3 mm	2,6 mm	8 bar
168,3 mm	3,0 mm	12 bar
219,1 mm	3,0 mm	8 bar
273,0 mm	3,0 mm	5 bar

The design pressure was determined for the material 1.4307 for +20°C acc. to EN 10253/ Type A

Tolerances

Limit deviations for wall thickness [s]

-12 % / +15 %

Limit deviations for diameter[D]

+/- 1,0 % or +/- 0,5 mm, the relevant higher value applies (EN tolerance class D2)

Limit deviations for dimension [l]

≤ 219,1 = ± 2 mm

≤ 406,4 = ± 5 mm

Limit deviations for shaped piece geometry[X]
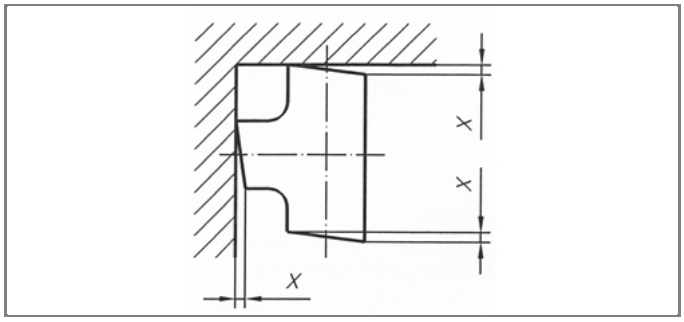
X = 1 % of the outside-Ø or 1 mm, the relevant higher value applies