



Pneumatic ball valves check sheet



Connection type:

- Screwed end
 Weld end
 Flange end



Design/ type model:

- 2-piece 3-piece 1-piece
 3-piece 2-piece 3-piece
 2-way T-bore L-bore
 3-way




Seal (seat/ o-ring):

- Standard: PTFE / FKM (TA-air)
 optional: PTFE / PTFE



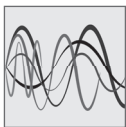
Medium:

- lubricating abrasive crystallizing
 Temperature: _____ °C max.
 Operating pressure: _____ bar



Actuator:

- Control air Standard (6 bar)
 Deviating _____ bar
 double-acting N/C* N/O*
 single-acting



Switching frequency:

- _____ x per hour _____ x per day
 _____ x per week occasionally



Solenoid valve:

- Yes No
 24V AC 24V DC 230V AC
 Default J+ J (other available upon request)



Position detector:

- Yes No
 Plastic (Standard Makrolon / ATEX Latiohm)
 Aluminium
 mechanical
 inductive 2-conductor 3-conductor

ATEX

(Ball valve with anti-static device)

Default
(II 2GD c Tmax = 95 °C)

Zone 1
 Zone 2

* N/C = normally closed / N/O = normally open