










Gerade Verbinder													
316L	Fig. Nr.	15,0	18,0	22,0	28,0	35,0	42,0	54,0	76,1	88,9	108,0		
	01	5,40	6,10	7,20	8,98	11,88	15,34	18,42	84,44	93,66	114,70	-	
	02	17,62	17,84	18,12	18,42	27,54	29,54	32,80	192,42	220,16	249,60	-	
	47	3,96	4,66	5,30	6,62	8,76	11,30	13,60	49,90	55,36	67,80	-	
	55	4,82	5,72	6,82	8,58	11,62	14,86	18,06	-	-	-	-	

Bogen													
316L	Fig. Nr.	15,0	18,0	22,0	28,0	35,0	42,0	54,0	76,1	88,9	108,0		
	03	9,88	11,06	13,40	16,70	25,74	40,64	55,12	149,22	195,18	246,24		
	05	9,96	10,72	12,80	16,28	24,50	37,40	49,68	141,36	180,34	236,70		
	04	9,28	10,54	13,34	16,44	25,74	40,08	53,30	132,94	175,02	237,00		
	06	10,28	11,30	13,44	16,42	22,78	35,98	45,80	130,70	166,04	222,40		

Übergangsbogen													
316L	Fig. Nr.	15x3/8	15x1/2	18x1/2	18x3/4	22x3/4	28x1	35x1¼	42x1½	54x2			
	34	24,02	24,02	27,70	-	29,42	37,96	50,88	-	-			
	39	24,42	24,42	25,38	27,88	31,74	37,48	47,74	74,14	96,74			
	33	-	24,42	25,38	27,88	31,74	37,48	-	-	-			
	35	-	24,02	27,70	28,86	29,42	37,96	67,14	89,24	111,32			

Winkel													
316L	Fig. Nr.	15x1/2	18x1/2	18x3/4	22x3/4	28x1	35x1¼	42x1½	54x2				
	07	18,86	20,16	23,88	24,86	34,06	58,00	-	-				
	08	17,46	18,46	22,62	23,22	30,36	42,58	60,02	73,48				
	09	20,28	21,04	-	26,18	-	-	-	-				
	76	43,14	-	-	-	-	-	-	-	-	-	-	








Durchgangsverschraubung

316L	Fig. Nr.	15,0	18,0	22,0	28,0	35,0	42,0	54,0					
	46	62,68	72,38	81,46	120,82	131,58	170,86	266,26					


Übergangsstücke & Verschraubungen (ø 15 - ø 28)

316L	Fig. Nr.	15x1/2	15x3/4	18x1/2	18x3/4	22x1/2	22x3/4	22x1	28x3/4	28x1	28x1¼		
	17	14,78	14,78	15,70	16,96	19,64	20,04	23,58	27,42	28,06	31,50		
	18	14,04	16,84	14,78	16,58	18,00	18,76	19,76	23,32	25,00	26,76		
	26	14,96	-	15,66	16,78	19,36	22,48	-	27,76	27,76	-		
	27	14,10	-	14,96	16,22	18,78	21,08	-	26,92	26,92	-		
	41	43,16	46,10	43,50	46,54	-	65,26	55,38	-	77,08	88,50		
	42	42,22	44,06	42,50	46,46	-	65,30	55,38	-	77,16	83,74		
	45	27,64	30,34	29,38	30,62	-	37,32	48,92	-	52,36	51,98		



Übergangsstücke & Verschraubungen (ø 35 - ø 108)

316L	Fig. Nr.	35x1	35x1¼	35x1½	42x1¼	42x1½	42x2	54x1½	54x2	76x2½	88x3	108x4	
	17	31,14	42,58	32,28	46,16	44,62	-	66,64	59,74	157,24	276,12	-	
	18	26,92	32,32	40,00	37,32	45,62	-	46,92	52,76	159,24	239,40	373,20	
	26	-	52,76	-	-	70,74	-	-	73,22	-	-	-	
	27	-	52,76	-	-	70,74	-	-	73,22	-	-	-	
	41	-	94,74	-	-	150,34	-	-	205,62	-	-	-	
	42	-	94,74	-	-	150,28	-	-	205,62	-	-	-	
	45	-	73,82	69,50	-	94,10	143,20	-	158,00	-	-	-	


T-Stück

316L	Fig. Nr.	15,0	18,0	22,0	28,0	35,0	42,0	54,0	76,1	88,9	108,0		
	16	16,12	18,00	19,84	23,88	30,64	41,56	50,82	209,80	236,14	290,58		

T-Stück mit Gewinde (15x1/2 - 35x1¼)

316L	Fig. Nr.	15x1/2	18x1/2	18x3/4	22x1/2	22x3/4	28x1/2	28x3/4	28x1	35x1/2	35x3/4	35x1	35x1¼
	12	17,50	17,72	19,30	21,56	23,36	24,98	26,80	29,54	27,70	32,76	34,60	34,56
	36	17,64	17,88	-	-	23,58	-	-	29,82	-	-	-	34,88



T-Stück mit Gewinde (42x3/4 - 108x2)

316L	Fig. Nr.	42x3/4	42x1	42x1½	54x3/4	54x1	54x2	76x3/4	76x2	88x3/4	88x2	108x3/4	108x2
	12	37,04	39,34	51,50	50,82	51,26	87,42	195,94	228,04	222,90	255,00	263,32	283,58

Pass-/ Sprungbogen

316L	Fig. Nr.	15,0	18,0	22,0	28,0	35,0	42,0	54,0	76,1	88,9	108,0		
	10	11,18	11,46	11,90	12,60	25,88	31,98	40,02	138,76	175,68	199,08		
	42	16,44	16,84	17,50	18,54	38,06	47,04	58,86	146,04	188,88	201,06		
	20	13,50	15,64	17,80	19,58	-	-	-	-	-	-		
	22	54,08	73,22	76,54	95,96	-	-	-	-	-	-		
	23	45,80	68,12	72,68	93,14	-	-	-	-	-	-		



Red.-Stücke (Absatznippel) & T-Stücke, red. (18x15 - 35x28)

316L	Fig. Nr.	18x15	22x15	22x18	28x15	28x18	28x22	35x15	35x18	35x22	35x28		
	14	6,70	7,44	7,52	9,50	10,02	10,24	26,34	20,18	12,22	13,70		
	15	16,22	17,42	17,96	20,98	21,64	22,60	25,60	26,26	26,78	27,86		




Red.-Stücke (Absatznippel) & T-Stücke, red. (42x15 - 54x42)

316L	Fig. Nr.	42x15	42x18	42x22	42x28	42x35	54x15	54x18	54x22	54x28	54x35	54x42	
	14	26,16	26,04	21,22	21,98	16,44	42,42	40,42	33,40	27,92	26,12	20,58	
	15	34,80	34,80	37,62	39,08	40,50	45,38	45,38	45,38	46,42	48,56	50,66	



Red.-Stücke (Absatznippel) & T-Stücke, red. (76,1x22 - 108x88,9)

316L	Fig. Nr.	76x22	76x28	76x35	76x42	76x54	88x42	88x54	88x76	108x54	108x76	108x88	
	14	120,80	116,20	112,02	73,18	73,68	90,76	87,08	118,82	101,48	131,10	135,48	
	15	178,10	180,88	186,24	189,32	194,64	222,68	228,58	242,34	290,26	327,00	334,84	


Flansche

316L	Fig. Nr.	15,0	18,0	22,0	28,0	35,0	42,0	54,0	76,1	88,9	108,0		
	52	89,52	93,40	99,68	117,26	189,58	223,06	231,62	327,66	406,52	583,42		
	19	61,14	64,10	68,46	80,54	130,16	153,18	163,84	221,74	275,06	394,80		
	28	-	-	-	-	-	-	88,12	137,10	173,64	269,62		



Kappen

316L	Fig. Nr.	15,0	18,0	22,0	28,0	35,0	42,0	54,0	76,1	88,9	108,0		
	21	11,66	13,06	14,52	16,92	20,36	26,46	31,86	63,94	77,14	84,44		
	54	10,28	11,48	12,76	14,88	17,88	23,24	27,98	56,98	68,72	75,24		


Kugelhähne

316L	Fig. Nr.	15,0	18,0	22,0	28,0	35,0	42,0	54,0	76,1	88,9	108,0		
	31	110,96	119,30	164,38	180,64	268,98	340,52	485,84	1246,-	1697,-	2396,-		

Durchführungen

316L	Fig. Nr.	15,0	18,0	22,0	28,0	35,0	42,0	54,0	76,1	88,9	108,0		
	53	103,46	122,30	141,10	174,00	197,56	226,60	253,96	496,24	677,30	858,34		
	65	109,76	129,28	149,86	185,26	210,94	244,10	272,20	553,08	739,60	933,08		

Kompensator

316L	Fig. Nr.	15,0	18,0	22,0	28,0	35,0	42,0	54,0	76,1	88,9	108,0		
	71	275,70	276,70	301,26	408,68	412,52	463,60	560,80	950,76	1001,-	1341,-		

O-Ringe													
Farbe	Mat.	15,0	18,0	22,0	28,0	35,0	42,0	54,0	76,1	88,9	108,0		
	EPDM	0,26	0,30	0,60	0,82	0,86	0,90	0,96	6,22	7,60	8,84		
	FKM	0,70	0,72	0,96	1,58	1,76	2,44	3,24	11,82	19,22	35,22		
	"Dampf"	0,74	0,78	1,02	1,68	1,84	2,56	3,42	12,38	20,20	36,98		