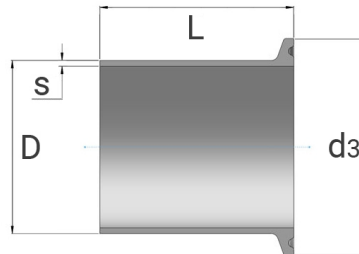
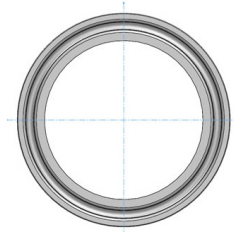


TC sleeve, inch  
Low Sulphur

[short name: BPE\\*](#)




technical product sheet

DN	d3	D	s	L	Ausf	kg	Art.-Nr.
1/4"	25	6,35	0,89	44,5	SF3	0,020	TCST-006-N-BPE-SF3
3/8"	25	9,52	0,89	44,5	SF3	0,020	TCST-009-N-BPE-SF3
1/2"	25	12,70	1,65	44,5	SF3	0,030	TCST-012-N-BPE-SF3
3/4"	25	19,05	1,65	44,5	SF3	0,036	TCST-019-N-BPE-SF3
1"	50,5	25,40	1,65	44,5	SF3	0,100	TCST-025-N-BPE-SF3
1 1/2"	50,5	38,10	1,65	44,5	SF3	0,090	TCST-038-N-BPE-SF3
2"	64	50,80	1,65	57,1	SF3	0,150	TCST-050-N-BPE-SF3
2 1/2"	77,5	63,50	1,65	57,1	SF3	0,190	TCST-063-N-BPE-SF3
3"	91	76,20	1,65	57,1	SF3	0,240	TCST-076-N-BPE-SF3
4"	119	101,60	2,11	57,1	SF3	0,400	TCST-101-N-BPE-SF3
6"	167	152,40	2,77	76,2	SF3	0,990	TCST-152-N-BPE-SF3

available material: ask

Systems > clamp connections > clamp ferrules > Inch



## Clamp connection DIN 32676

### Fields of application

The clamp connections proven in Europe and overseas for many years can be used especially for liquid media, for example for milk, beer, wine, fruit juice, and similar liquids. Popular areas of application are the food, beverage, chemicals, pharmaceuticals, and cosmetics industries as well as in biotechnology, filter technology, and water treatment technology.

### Mounting

During assembly, the clamp seal is placed on one of the two clamp sleeves so that the outer edge of the seal wraps around the flange of the clamp sleeve. Then you place the other clamp sleeve on the seal. The clamp sleeve and the seal are therefore coaxially centered. After that, the clamp is placed around the flange of the clamp sleeve and closed (optionally available with safety lock). The seal deforms in this case so that a smoother passage free of dead space and a sealed connection are created.