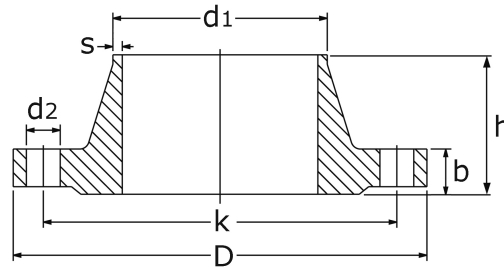


welding neck flange PN 25
with tongue DIN 2634/ 2512

[short name: FL.F25*](#)

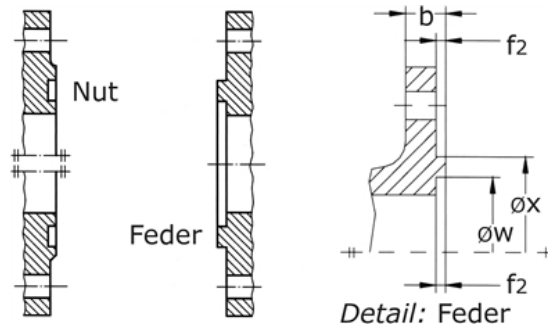



technical product sheet

DN	d1	D	b	k	h	s	d2	M	kg	Art.-Nr.
200	219,1	360	30	310	80	6,3	26	12x M24	0,000	FL-219-F25
250	273,0	425	32	370	88	7,1	30	12x M27	0,000	FL-273-F25

available material: ask

Flanges > welding neck flanges > more sealing surfaces > groove and tongue > DIN 2512 > PN 25 > with tongue



Welding neck flange PN 25 acc. to DIN 2634

(Dimensions for DN < 200 see PN 40)

Seal surface with spring

according to DIN 2512 Shape F

Table of dimensions

DN	Øw	Øx	f2
200	239	259	4,5
250	292	312	4,5
300	343	363	4,5
350	395	421	5,0
400	447	473	5,0
500	549	575	5,0
600	649	675	5,0
700	751	777	5,0
800	856	882	5,0
900	961	987	5,0
1000	1062	1092	6,0

All dimensions in mm

Comparison of dimension DIN 2512 and EN 1092-1

The overall dimensions of the tongues and grooves according to DIN EN 1092-1 are designed lower or higher than according to DIN 2512 (Form N or Form F), issued 1975.

Seals

Gaskets according to DIN 2691 are used as static seals for flanges with a tongue and groove, for example in high pressure quality graphite, elastomers, and plastics.

