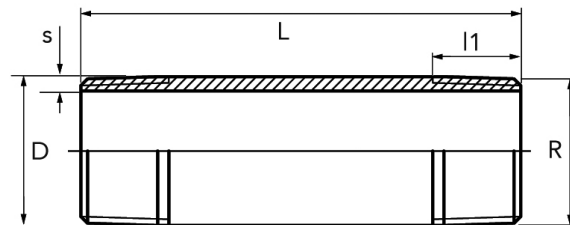



barrel nipple, special length

[short name: DN.SL*](#)


technical product sheet



| R | L | l1 | D | s | Art.-Nr. |
|------|-----|----|------|------|------------|
| 1/8" | 20 | 8 | 10,2 | 2,00 | DN-018-020 |
| 1/8" | 30 | 8 | 10,2 | 2,00 | DN-018-030 |
| 1/8" | 60 | 8 | 10,2 | 2,00 | DN-018-060 |
| 1/8" | 100 | 8 | 10,2 | 2,00 | DN-018-100 |
| 1/8" | 120 | 8 | 10,2 | 2,00 | DN-018-120 |
| 1/4" | 30 | 11 | 13,5 | 2,35 | DN-014-030 |
| 1/4" | 50 | 11 | 13,5 | 2,35 | DN-014-050 |
| 1/4" | 60 | 11 | 13,5 | 2,35 | DN-014-060 |
| 1/4" | 80 | 11 | 13,5 | 2,35 | DN-014-080 |
| 1/4" | 100 | 11 | 13,5 | 2,35 | DN-014-100 |
| 1/4" | 120 | 11 | 13,5 | 2,35 | DN-014-120 |
| 1/4" | 150 | 11 | 13,5 | 2,35 | DN-014-150 |
| 1/4" | 200 | 11 | 13,5 | 2,35 | DN-014-200 |
| 1/4" | 345 | 11 | 13,5 | 2,35 | DN-014-345 |
| 3/8" | 30 | 12 | 17,2 | 2,35 | DN-038-030 |
| 3/8" | 50 | 12 | 17,2 | 2,35 | DN-038-050 |
| 3/8" | 60 | 12 | 17,2 | 2,35 | DN-038-060 |
| 3/8" | 70 | 12 | 17,2 | 2,35 | DN-038-070 |
| 3/8" | 80 | 12 | 17,2 | 2,35 | DN-038-080 |
| 3/8" | 100 | 12 | 17,2 | 2,35 | DN-038-100 |
| 3/8" | 120 | 12 | 17,2 | 2,35 | DN-038-120 |
| 3/8" | 130 | 12 | 17,2 | 2,35 | DN-038-130 |
| 3/8" | 150 | 12 | 17,2 | 2,35 | DN-038-150 |
| 3/8" | 200 | 12 | 17,2 | 2,35 | DN-038-200 |
| 3/8" | 250 | 12 | 17,2 | 2,35 | DN-038-250 |
| 1/2" | 30 | 15 | 21,3 | 2,65 | DN-012-030 |
| 1/2" | 40 | 15 | 21,3 | 2,65 | DN-012-040 |
| 1/2" | 50 | 15 | 21,3 | 2,65 | DN-012-050 |
| 1/2" | 70 | 15 | 21,3 | 2,65 | DN-012-070 |
| 1/2" | 80 | 15 | 21,3 | 2,65 | DN-012-080 |
| 1/2" | 100 | 15 | 21,3 | 2,65 | DN-012-100 |
| 1/2" | 110 | 15 | 21,3 | 2,65 | DN-012-110 |
| 1/2" | 120 | 15 | 21,3 | 2,65 | DN-012-120 |
| 1/2" | 135 | 15 | 21,3 | 2,65 | DN-012-135 |
| 1/2" | 140 | 15 | 21,3 | 2,65 | DN-012-140 |
| 1/2" | 150 | 15 | 21,3 | 2,65 | DN-012-150 |
| 1/2" | 200 | 15 | 21,3 | 2,65 | DN-012-200 |

| R | L | l1 | D | s | Art.-Nr. |
|--------|-----|----|------|------|------------|
| 1/2" | 250 | 15 | 21,3 | 2,65 | DN-012-250 |
| 1/2" | 300 | 15 | 21,3 | 2,65 | DN-012-300 |
| 3/4" | 30 | 14 | 26,9 | 2,65 | DN-034-030 |
| 3/4" | 40 | 17 | 26,9 | 2,65 | DN-034-040 |
| 3/4" | 50 | 17 | 26,9 | 2,65 | DN-034-050 |
| 3/4" | 70 | 17 | 26,9 | 2,65 | DN-034-070 |
| 3/4" | 80 | 17 | 26,9 | 2,65 | DN-034-080 |
| 3/4" | 100 | 17 | 26,9 | 2,65 | DN-034-100 |
| 3/4" | 110 | 17 | 26,9 | 2,65 | DN-034-110 |
| 3/4" | 120 | 17 | 26,9 | 2,65 | DN-034-120 |
| 3/4" | 130 | 17 | 26,9 | 2,65 | DN-034-130 |
| 3/4" | 150 | 17 | 26,9 | 2,65 | DN-034-150 |
| 3/4" | 180 | 17 | 26,9 | 2,65 | DN-034-180 |
| 3/4" | 200 | 17 | 26,9 | 2,65 | DN-034-200 |
| 3/4" | 250 | 17 | 26,9 | 2,65 | DN-034-250 |
| 3/4" | 400 | 17 | 26,9 | 2,65 | DN-034-400 |
| 1" | 40 | 20 | 33,7 | 3,25 | DN-100-040 |
| 1" | 50 | 20 | 33,7 | 3,25 | DN-100-050 |
| 1" | 70 | 20 | 33,7 | 3,25 | DN-100-070 |
| 1" | 80 | 20 | 33,7 | 3,25 | DN-100-080 |
| 1" | 100 | 20 | 33,7 | 3,25 | DN-100-100 |
| 1" | 110 | 20 | 33,7 | 3,25 | DN-100-110 |
| 1" | 120 | 20 | 33,7 | 3,25 | DN-100-120 |
| 1" | 140 | 20 | 33,7 | 3,25 | DN-100-140 |
| 1" | 150 | 20 | 33,7 | 3,25 | DN-100-150 |
| 1" | 180 | 20 | 33,7 | 3,25 | DN-100-180 |
| 1" | 200 | 20 | 33,7 | 3,25 | DN-100-200 |
| 1" | 210 | 20 | 33,7 | 3,25 | DN-100-210 |
| 1" | 230 | 20 | 33,7 | 3,25 | DN-100-230 |
| 1" | 250 | 20 | 33,7 | 3,25 | DN-100-250 |
| 1" | 300 | 20 | 33,7 | 3,25 | DN-100-300 |
| 1 1/4" | 40 | 19 | 42,4 | 3,25 | DN-114-040 |
| 1 1/4" | 50 | 22 | 42,4 | 3,25 | DN-114-050 |
| 1 1/4" | 60 | 22 | 42,4 | 3,25 | DN-114-060 |
| 1 1/4" | 70 | 22 | 42,4 | 3,25 | DN-114-070 |
| 1 1/4" | 100 | 22 | 42,4 | 3,25 | DN-114-100 |
| 1 1/4" | 110 | 22 | 42,4 | 3,25 | DN-114-110 |
| 1 1/4" | 115 | 22 | 42,4 | 3,25 | DN-114-115 |
| 1 1/4" | 120 | 22 | 42,4 | 3,25 | DN-114-120 |
| 1 1/4" | 150 | 22 | 42,4 | 3,25 | DN-114-150 |
| 1 1/4" | 180 | 22 | 42,4 | 3,25 | DN-114-180 |
| 1 1/4" | 200 | 22 | 42,4 | 3,25 | DN-114-200 |
| 1 1/4" | 300 | 22 | 42,4 | 3,25 | DN-114-300 |
| 1 1/2" | 40 | 22 | 48,3 | 3,25 | DN-112-040 |
| 1 1/2" | 50 | 22 | 48,3 | 3,25 | DN-112-050 |
| 1 1/2" | 60 | 22 | 48,3 | 3,25 | DN-112-060 |
| 1 1/2" | 100 | 22 | 48,3 | 3,25 | DN-112-100 |
| 1 1/2" | 120 | 22 | 48,3 | 3,25 | DN-112-120 |
| 1 1/2" | 150 | 22 | 48,3 | 3,25 | DN-112-150 |
| 1 1/2" | 200 | 22 | 48,3 | 3,25 | DN-112-200 |
| 1 1/2" | 400 | 22 | 48,3 | 3,25 | DN-112-400 |
| 2" | 40 | 20 | 60,3 | 3,65 | DN-200-040 |
| 2" | 60 | 26 | 60,3 | 3,65 | DN-200-060 |
| 2" | 80 | 26 | 60,3 | 3,65 | DN-200-080 |
| 2" | 120 | 26 | 60,3 | 3,65 | DN-200-120 |
| 2" | 150 | 26 | 60,3 | 3,65 | DN-200-150 |
| 2" | 200 | 26 | 60,3 | 3,65 | DN-200-200 |
| 2" | 250 | 26 | 60,3 | 3,65 | DN-200-250 |

| R | L | l1 | D | s | Art.-Nr. |
|--------|-----|----|-------|------|------------|
| 2" | 300 | 26 | 60,3 | 3,65 | DN-200-300 |
| 2 1/2" | 80 | 28 | 76,1 | 3,65 | DN-212-080 |
| 2 1/2" | 120 | 28 | 76,1 | 3,65 | DN-212-120 |
| 2 1/2" | 150 | 28 | 76,1 | 3,65 | DN-212-150 |
| 2 1/2" | 180 | 28 | 76,1 | 3,65 | DN-212-180 |
| 2 1/2" | 200 | 28 | 76,1 | 3,65 | DN-212-200 |
| 2 1/2" | 250 | 28 | 76,1 | 3,65 | DN-212-250 |
| 3" | 100 | 35 | 88,9 | 4,05 | DN-300-100 |
| 3" | 150 | 35 | 88,9 | 4,05 | DN-300-150 |
| 3" | 200 | 35 | 88,9 | 4,05 | DN-300-200 |
| 4" | 120 | 42 | 114,3 | 4,00 | DN-400-120 |
| 4" | 250 | 42 | 114,3 | 4,00 | DN-400-250 |

available material: 1.4301, 1.4571, 304L, 316L

Threaded fittings > fittings > PN 10 (ECO-Line) > nipples > barrel nipples > special lengths



Barrel nipple, special length made of stainless steel

Threads:

Whitworth-Pipe threads acc. to DIN 2999

| Type of thread | Version | Code |
|----------------|-------------|------|
| Inner thread | cylindrical | Rp |
| Outer thread | tapered | R |

Applicasteion:

For threaded pipes and fittings, sealed using sealing material in the threads. Connections sealed in the threads are specified in various national and international standards (ISO 7/1, BS 21, DIN 2999).

