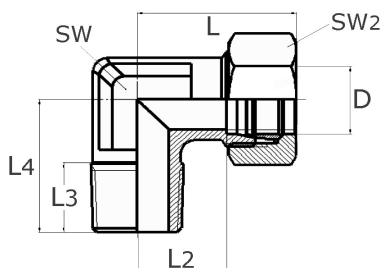
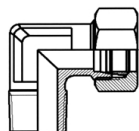


úhlové vnější šroubení

[zkratka označení: WE.N*](#)

DIN 2353, EN ISO 8434-1




technický list výrobku

Reihe	NPT	D	PN	L	L2	L3	L4	SW	SW2	Art.-Nr.
leicht	1/8"	6	315	26,5	12,0	10,0	20,0	12	14	2353-WE06LN01
leicht	1/8"	8	315	29,0	14,0	10,0	26,0	14	17	2353-WE08LN01
leicht	1/8"	10	315	32,5	17,5	10,0	25,5	14	19	2353-WE10LN01
leicht	1/4"	6	315	28,5	14,0	15,0	26,0	14	14	2353-WE06LN02
leicht	1/4"	8	315	29,0	14,0	15,0	26,0	14	17	2353-WE08LN02
leicht	1/4"	10	315	30,0	15,0	14,5	27,0	17	19	2353-WE10LN02
leicht	1/4"	12	315	32,0	17,0	15,0	28,0	19	22	2353-WE12LN02
leicht	3/8"	6	315	32,5	18,0	15,0	28,0	14	14	2353-WE06LN03
leicht	3/8"	8	315	32,5	17,5	15,0	28,0	14	17	2353-WE08LN03
leicht	3/8"	10	315	32,0	17,0	14,5	28,0	19	19	2353-WE10LN03
leicht	3/8"	12	315	32,0	17,0	15,0	28,0	19	22	2353-WE12LN03
leicht	3/8"	15	315	36,0	21,0	15,0	32,0	19	27	2353-WE15LN03
leicht	1/2"	8	315	35,5	20,5	20,0	34,0	19	17	2353-WE08LN04
leicht	1/2"	10	315	36,0	21,0	20,0	34,0	20	19	2353-WE10LN04
leicht	1/2"	12	315	36,0	21,0	20,0	34,0	19	22	2353-WE12LN04
leicht	1/2"	15	315	36,0	21,0	20,0	34,0	19	27	2353-WE15LN04
leicht	1/2"	18	315	40,0	23,5	20,0	36,0	24	32	2353-WE18LN04
leicht	3/4"	18	315	45,5	29,0	20,0	44,0	27	32	2353-WE18LN06
leicht	3/4"	22	160	44,0	27,5	20,0	42,0	27	36	2353-WE22LN06
leicht	1"	28	160	47,0	30,5	25,0	48,0	36	41	2353-WE28LN08
leicht	1 1/4"	35	160	56,0	34,5	26,0	54,0	41	50	2353-WE35LN10
leicht	1 1/2"	42	160	63,0	40,0	26,0	61,0	50	59	2353-WE42LN12
schwer	1/4"	6	630	31,0	16,0	15,0	26,0	14	17	2353-WE06SN02
schwer	1/4"	8	630	32,0	17,0	15,0	27,0	17	19	2353-WE08SN02
schwer	1/4"	10	630	33,5	17,5	15,0	28,0	19	22	2353-WE10SN02
schwer	1/4"	12	630	37,5	21,5	15,0	29,0	17	24	2353-WE12SN02
schwer	3/8"	6	630	33,0	18,0	15,0	28,0	17	17	2353-WE06SN03
schwer	3/8"	8	630	33,0	18,0	15,0	28,0	17	19	2353-WE08SN03
schwer	3/8"	10	630	33,5	17,5	15,0	28,0	19	22	2353-WE10SN03
schwer	3/8"	12	630	38,5	22,5	15,0	28,0	22	24	2353-WE12SN03
schwer	3/8"	16	400	43,5	25,0	15,0	35,0	24	30	2353-WE16SN03
schwer	1/2"	6	630	36,0	21,0	20,0	34,0	19	17	2353-WE06SN04
schwer	1/2"	8	630	38,0	23,0	20,0	34,0	19	19	2353-WE08SN04
schwer	1/2"	10	630	34,5	18,5	20,0	32,0	20	22	2353-WE10SN04
schwer	1/2"	12	630	38,5	22,5	20,0	34,0	19	24	2353-WE12SN04
schwer	1/2"	14	630	40,0	22,0	20,0	34,0	19	27	2353-WE14SN04

Reihe	NPT	D	PN	L	L2	L3	L4	SW	SW2	Art.-Nr.
schwer	1/2"	16	400	43,0	24,5	20,0	36,0	24	30	2353-WE16SN04
schwer	1/2"	20	400	48,0	26,5	20,0	42,0	27	36	2353-WE20SN04
schwer	3/4"	16	400	43,0	24,5	20,0	38,0	24	30	2353-WE16SN06
schwer	3/4"	20	400	48,0	26,5	20,0	42,0	27	36	2353-WE20SN06
schwer	1"	25	400	54,0	30,0	25,0	48,0	36	46	2353-WE25SN08
schwer	1 1/4"	30	400	62,0	35,5	26,0	54,0	41	50	2353-WE30SN10
schwer	1 1/2"	38	250	72,0	41,0	26,0	61,0	50	60	2353-WE38SN12

dostupné jakosti: na poptávku

Systemy > zářezné kroužky > úhlová šroubení > vnější závit > závit NPT



Banjo elbow coupling made of stainless steel
DIN 2353, EN ISO 8341-1

Threaded studs

with NPT-thread acc. to ANSI / ASME B1.20.1-1993

Nominal pressures PN

Series	Pipe OØ	PN
L (light)	6 - 15	250
	18 - 22	160
	28 - 42	100
S (heavy)	6 - 14	630
	16 - 25	400
	30 - 38	250

The nominal pressure is a commonly used rounded-off number referring to the pressure that is listed for static loads with a 3- or 4-fold safety margin.

Pressure deductions

Temperature	Pressure deduction
+50°C	4,5%
+100°C	11%
+200°C	20%
+300°C	29%
+400°C	33%

For seal materials such as FPM and Viton, the temperature limits of -25 to +200°C must be noted.

All values specified are guidelines that can also be influenced to a greater or lesser extent by the medium.