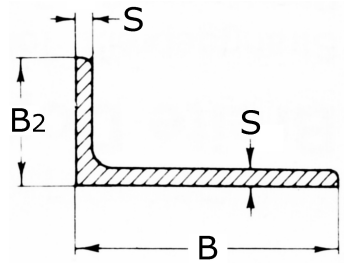



angle bar, bright DIN 59370  
equal, sharp  
(manufactured lengths 3-4 m)

[short name: WPBL\\*](#)




[technical product sheet](#)

B	B2	S	kg	Art.-Nr.
30	20	4	1,000	WPBL-030-20X40-1

available material: ask

Installation supplies > steel bars > angles bars > unequal > blank DIN 59370



### Theoretical weights

Dimensions	kg/m
20 x 10 x 3	0,71
25 x 15 x 3	0,89
30 x 15 x 3	1,01
30 x 20 x 3	1,12
30 x 20 x 4	1,50
40 x 20 x 3	1,36
40 x 20 x 4	1,80
40 x 25 x 4	1,95
40 x 30 x 4	2,10
40 x 30 x 5	2,55
45 x 30 x 3	1,73
45 x 30 x 4	2,27
45 x 30 x 5	2,75
50 x 20 x 4	2,11
50 x 25 x 3	1,73
50 x 25 x 4	2,23
50 x 30 x 3	1,85
50 x 30 x 4	2,43
50 x 30 x 5	2,95
50 x 40 x 5	3,50
60 x 30 x 5	3,37
60 x 30 x 6	4,03
60 x 30 x 7	4,50
60 x 40 x 5	3,73
60 x 40 x 6	4,40
60 x 40 x 8	5,82
65 x 40 x 7	5,49
65 x 50 x 5	4,35
65 x 50 x 7	6,00
65 x 50 x 9	7,60
70 x 50 x 6	5,30
75 x 50 x 6	5,71
75 x 50 x 7	6,50
75 x 55 x 5	5,00
75 x 55 x 9	8,71
80 x 40 x 6	5,41
80 x 40 x 8	7,04
80 x 65 x 6	6,60
80 x 65 x 8	8,70
80 x 65 x 10	10,70
90 x 60 x 6	6,90
90 x 60 x 8	9,00
90 x 75 x 7	8,70
90 x 75 x 9	11,20

Dimensions	kg/m
100 x 50 x 6	6,80
100 x 50 x 8	8,99
100 x 50 x 10	11,10
100 x 65 x 6	7,66
100 x 65 x 7	8,77
100 x 65 x 8	9,84
100 x 65 x 9	11,09
100 x 65 x 10	12,30
100 x 75 x 8	10,70
100 x 75 x 9	11,80
100 x 75 x 10	13,10
120 x 80 x 8	12,20
120 x 80 x 10	14,90
120 x 80 x 12	17,80
130 x 65 x 8	11,74
130 x 65 x 10	14,60
130 x 75 x 10	15,50
130 x 90 x 12	19,72
150 x 75 x 8	13,63
150 x 75 x 10	16,80
150 x 100 x 10	19,00
150 x 100 x 12	22,80
200 x 100 x 12	27,40
200 x 100 x 13	29,80